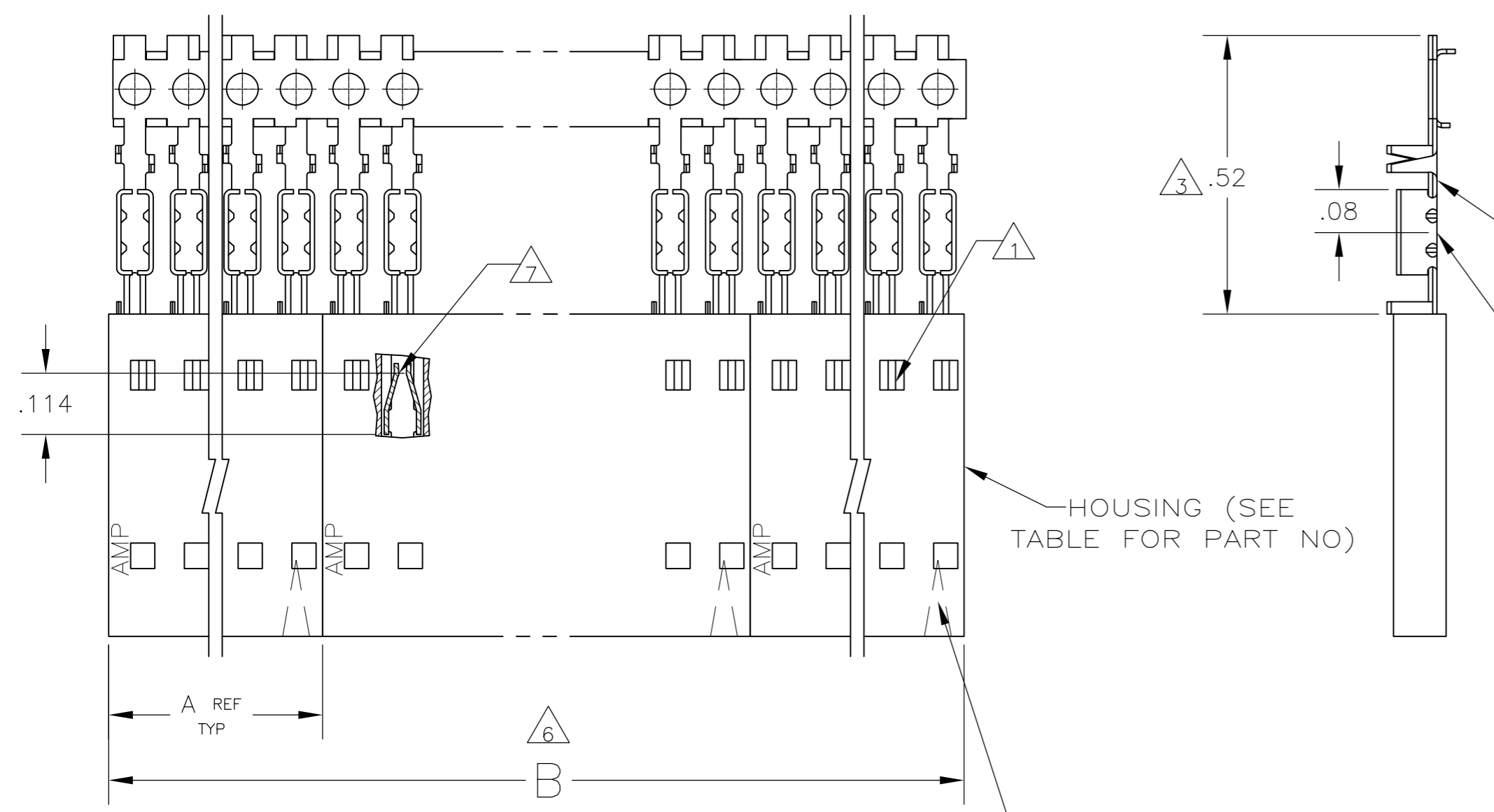


THIS DRAWING IS UNPUBLISHED. RELEASED FOR PUBLICATION
 © COPYRIGHT - By - ALL RIGHTS RESERVED.

LOC		DIST		REVISIONS			
P	LTR	DESCRIPTION		DATE	DWN	APVD	
AD	00	K2	REVISED PER ECO-11-004587	11MAR11	RK	HMR	

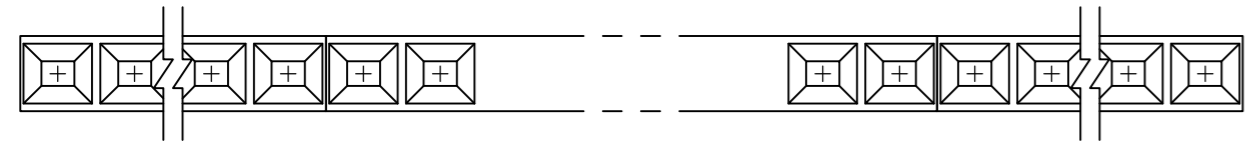


CONTACT IDENTIFICATION LETTER "B" (LOCATED IN THIS AREA)

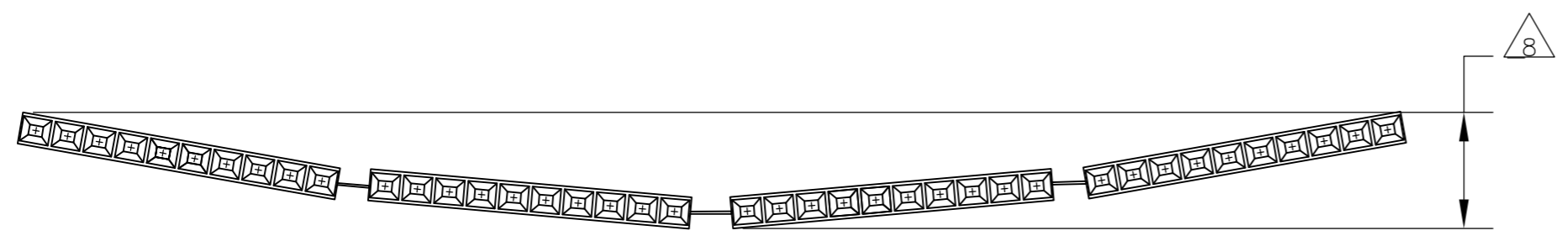
HOUSING (SEE TABLE FOR PART NO)

POSITION #1 INDICATOR (FAR SIDE)

- 1 CONTACTS ARE LATCHED INTO THE PRELOAD WINDOWS
- 2 USE WITH #22-#26 AWG WIRE SIZE, .054/.030 INSULATION DIAMETER, .015 MAXIMUM INSULATION THICKNESS
- 3 THE DIMENSION APPLIES WITH THE FORWARD PRELOAD STOP IN CONTACT WITH THE HOUSING SURFACE
- 4 POINT OF MEASUREMENT FOR PLATING THICKNESS
- 5 FOR INDIVIDUAL ASSEMBLIES SEE PART NUMBER 103902
- 6 ASSEMBLIES ARE JOINED BY THE CARRIER STRIP. ORDER QUANTITY REFLECTS TOTAL NUMBER OF INDIVIDUAL ASSEMBLIES REQUIRED. SEE TABLE FOR NUMBER OF ASSEMBLIES PER STRIP.
- 7 POINT OF MEASUREMENT FOR PLATING THICKNESS (INSIDE BEAMS)
- 8 MAXIMUM ALLOWABLE BOW OF ASSEMBLY NOT TO EXCEED .055.
- 9 FINISH: CONTACTS: .000030 GOLD IN THE CONTACT AREA, .000050-.000100 BRIGHT TIN-LEAD ON THE TERMINATION AREA, ALL OVER .000050 NICKEL
- 10 FINISH: CONTACTS: .000030 GOLD IN THE CONTACT AREA, .000050-.000100 MATTE TIN ON THE TERMINATION AREA, ALL OVER .000050 NICKEL
- 11 OBSOLETE PARTS: OBSOLETE CIS STREAMLINING PER D.RENAUD/D.SINISI



PLATING	6	B	A	HOUSING PART NUMBER	NO OF POSN	ASSEMBLY PART NUMBER ON STRIP
11 OBSOLETE	10	2	2.40	1-103688-1	12	6-103976-1
	10	2	2.20	1-103688-0	11	6-103976-0
	10	2	2.00	103688-9	10	5-103976-9
	10	2	1.80	103688-8	9	5-103976-8
	10	2	1.60	103688-7	8	5-103976-7
	10	4	2.39	103688-6	7	5-103976-6
	10	4	1.99	103688-4	5	5-103976-4
	10	5	1.99	103688-3	4	5-103976-3
	10	8	2.40	103688-2	3	5-103976-2
	10	10	2.00	103688-1	2	5-103976-1
11 OBSOLETE	9	2	2.40	1-103688-1	12	1-103976-1
	9	2	2.20	1-103688-0	11	1-103976-0
	9	2	2.00	103688-9	10	103976-9
	9	2	1.80	103688-8	9	103976-8
	9	2	1.60	103688-7	8	103976-7
11 SUPERSEDED BY 5-103976-6	9	2	1.40	103688-6	7	103976-6
	9	4	2.39	103688-5	6	103976-5
	9	4	1.99	103688-4	5	103976-4
	9	5	1.99	103688-3	4	103976-3
	9	8	2.40	103688-2	3	103976-2
	9	10	2.00	103688-1	2	103976-1



EXAMPLE: STRIP ASSEMBLY SCALE 2:1

THIS DRAWING IS A CONTROLLED DOCUMENT. DWN L.MAYER 05 NOV 86
 CHK P.C.DEJONG 12-11-86
 APVD P.C.DEJONG 12-11-86

STE TE Connectivity

RCPT ASSY, AMPMODU MTE, SINGLE ROW, .100 C/L, FOR NOS22-NOS26 AWG WIRE SIZE, STRIP FORM

SIZE CAGE CODE DRAWING NO RESTRICTED TO
 A2 00779 C=103976

MATERIAL: HOUSING: FLAME RETARDANT THERMOPLASTIC, COLOR: BLACK CONTACTS: PHOS BRONZE
 FINISH: SEE TABLE

WEIGHT: -
 CUSTOMER DRAWING

SCALE: 4:1 SHEET: 1 of 1 REV: K2